



## Galen Drive West

200 Galen Dr  
Key Biscayne, FL 33149

Every month we compile this comprehensive market report focus on Galen Drive West in this convenient and easy to read format. Our datas comes from more than six different sources including MLS Associations, County Offices and Financial Institutions. Get this report for free every month on our website [galendrивewest.com](http://galendrивewest.com).

## Property Stats

POSTAL CODE 33149

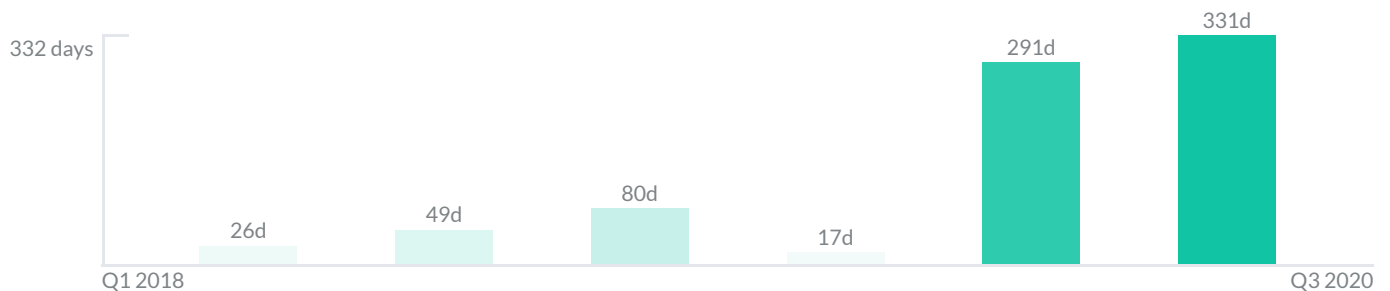
The property stats graph represents the median price evolution since ten years in your postal code area.



## Similar Properties

DAYS ON THE MARKET

Everyday 3 months we monitor how many days it takes for similar properties to be sold. This is also a good indicator to know when to buy or sale!



# Mortgage Rates

---

PER YEAR

Understanding mortgage economics is important when you want to buy with a loan. Below is the historical yearly average mortgage rates in the Unites States retrieved from Freddie Mac©

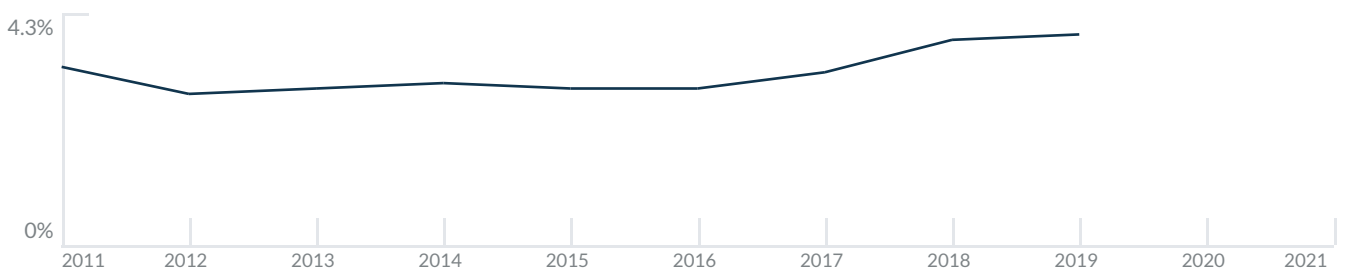
30 YEARS FIXED 4.4%



15 YEARS FIXED 3.9%



5/1-YEAR ADJUSTABLE 3.9%



# Schools

---

CLOSEST

Having good schools nearby is important if you have kids or plan to rent or sell your home. Ratings are retrieved from the leading independent and nonprofit GreatSchools©

ELEMENTARY SCHOOL  
Alpha Charter Of Excellence  
1/10

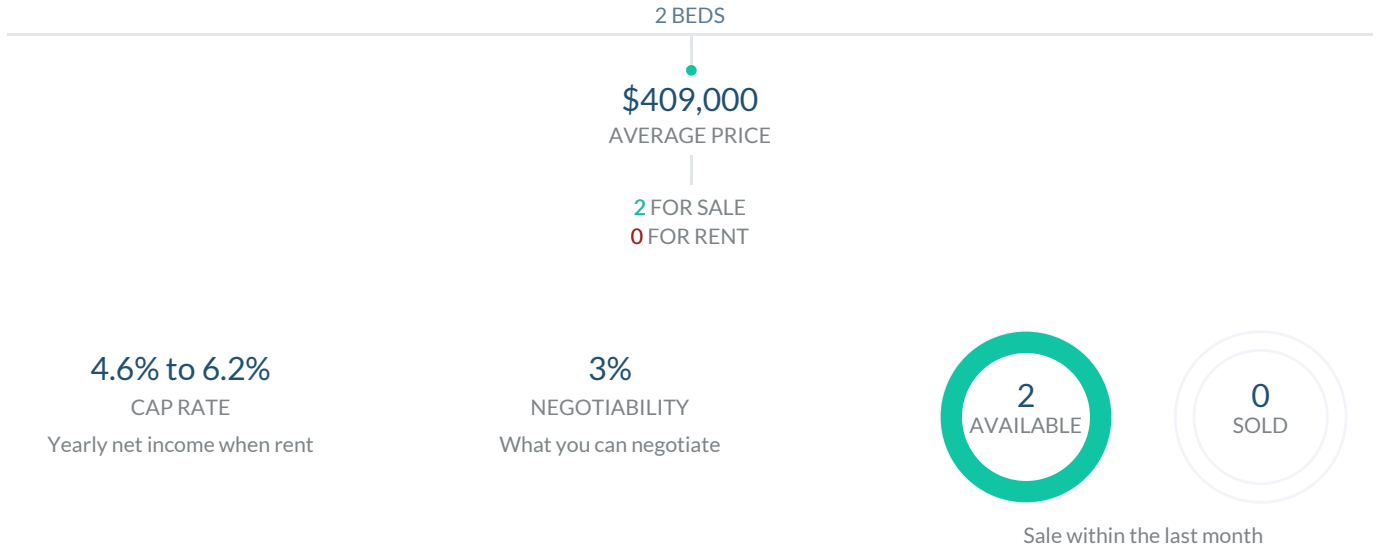
MIDDLE SCHOOL  
Young Womens Preparatory Academy  
10/10

HIGH SCHOOL  
Mast Academy  
10/10

# Insights

IN GALEN DRIVE WEST

Below the average listing prices of available unit per property type.



# Activity

SOLD OR RENTED

Below the latest transactions reported by the local MLS Association for Galen Drive West

\$1,750 UNIT 302 RENTED   MAR 2021 2 Baths 1 Bed	\$379,000 UNIT 307 SOLD   SEP 2020 2 Baths 2 Beds	\$2,400 UNIT 114 RENTED   FEB 2021 2 Baths 2 Beds
\$274,000 UNIT 308 SOLD   MAR 2021 1 Bath 1 Bed	\$320,000 UNIT 202 SOLD   NOV 2020 2 Baths 1 Bed	\$1,600 UNIT 303 RENTED   FEB 2021 2 Baths 1 Bed

## Sold

LAST 20 PROPERTIES SOLD IN GALEN DRIVE WEST

Unit	Price	Beds/Baths	\$/Sqft	Sqft	Buying Date	Days on Market
307	\$379,000	2/2	\$354.2	1,070	Sep 2020	331
308	\$274,000	1/1	\$397.1	690	Oct 2019	291
202	\$320,000	1/2	\$438.4	730	Feb 2019	17
306	\$415,000	2/2	\$397.1	1,045	Sep 2018	80
303	\$319,000	1/2	\$437.0	730	Apr 2018	49
214	\$423,000	2/2	\$457.3	925	Mar 2018	26
214	\$379,000	2/2	\$409.7	925	Aug 2017	11
214	\$379,000	2/2	\$409.7	925	Aug 2017	11
208	\$329,000	1/1	\$476.8	690	Feb 2016	30
208	\$329,000	1/1	\$476.8	690	Feb 2016	30
202	\$309,000	1/1	\$423.3	730	Mar 2015	51
202	\$309,000	1/11	\$423.3	730	Mar 2015	51
205	\$419,000	2/2	\$401.0	1,045	Oct 2014	79
205	\$419,000	2/2	\$401.0	1,045	Oct 2014	79
114	\$339,000	2/2	\$366.5	925	May 2014	55
114	\$339,000	2/2	\$366.5	925	May 2014	55
210	\$359,999	2/2	\$389.2	925	May 2014	42
210	\$359,999	2/2	\$389.2	925	May 2014	42
105	\$334,000	2/2	\$319.6	1,045	Apr 2014	34
105	\$334,000	2/2	\$319.6	1,045	Apr 2014	34

## Rented

LAST 20 PROPERTIES RENTED IN GALEN DRIVE WEST

Unit	Price	Beds/Baths	\$/Sqft	Sqft	Rented Date	Days on Market
302	\$1,750	1/2	\$2.4	730	Feb 2021	15
114	\$2,400	2/2	\$2.6	925	Aug 2020	69
303	\$1,600	1/2	\$2.2	730	Feb 2019	24
104	\$2,600	2/2	\$2.8	925	Feb 2019	94
114	\$2,300	2/2	\$2.5	925	Sep 2018	91
302	\$1,850	1/2	\$2.5	730	Jun 2018	7
104	\$3,750	2/2	\$4.1	925	Feb 2018	81
104	\$3,750	2/2	\$4.1	925	Feb 2018	81
202	\$1,950	1/1	\$2.7	730	Oct 2017	65
202	\$1,950	1/2	\$2.7	730	Oct 2017	65
202	\$1,950	1/1	\$2.7	730	Jan 2016	66
202	\$1,950	1/11	\$2.7	730	Jan 2016	66
306	\$2,300	2/2	\$2.2	1,045	Apr 2015	11
306	\$2,300	2/2	\$2.2	1,045	Apr 2015	11
301	\$2,000	2/2	\$2.2	925	Oct 2013	31
301	\$2,000	2/2	\$2.2	925	Oct 2013	31
301	\$2,100	2/2	\$2.3	925	Jan 2013	14
204	\$1,750	2/2	N/A	N/A	Jun 2012	25
103	\$1,100	1/1	\$1.5	730	May 2010	73
301	\$1,550	2/2	N/A	N/A	May 2010	150

## Currently Listed

---

ACTIVE LISTINGS 1/1

Unit	Price	Beds/Baths	\$/Sqft	Sqft	Listing Date	Owner
106	\$399,900	2/2	\$382.7	1045	Feb 2021	WALTER LEE...
201	\$418,000	2/2	\$451.9	925	Jan 2021	DIRCEU P MA...